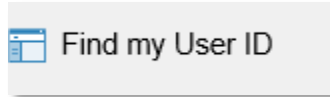


CampusConnection Helpsheet

Forgot NDUS User ID

1. Access the [NDUS Help Center page](#).
2. Select **[Find my User ID]** from the menu on the left.



3. Enter your National ID (SSN) without dashes, Name and Date of Birth (MM/DD/YYYY), then click **[Submit]**.

What is My User ID


Search the database for a User ID that matches your Social Security Number (SSN), first and last name and date of birth. If found, you will be shown the User ID that is associated with your user profile. You can then use this information to claim your account if you have not already done so.

Enter Your Profile Information

*National ID

*First Name

*Last Name

*Date of Birth 

4. Your User ID will display at the bottom of the page under Results.

What is My User ID


Search the database for a User ID that matches your Social Security Number (SSN), first and last name and date of birth. If found, you will be shown the User ID that is associated with your user profile. You can then use this information to claim your account if you have not already done so.

Enter Your Profile Information

*National ID

*First Name

*Last Name

*Date of Birth 

Results

Your User ID is **Mystic.lan**

For assistance or questions concerning your NDUS Account, contact the North Dakota University System Help Desk at 1-866-457-6387 or visit <https://helpdesk.ndus.edu/>.